



CORPORATE HEALTH AND SAFETY COMMITTEE - 25TH JUNE 2018

SUBJECT: ACCIDENT STATISTICS REPORT FOR JANUARY - MARCH 2018

REPORT BY: INTERIM CHIEF EXECUTIVE

1. PURPOSE OF REPORT

- 1.1 The purpose of this report is to inform Members, Management and Trade Union Safety Representatives of the numbers and types of work related accidents/incidents that occurred during the period of January to March 2018 (inclusive).

2. SUMMARY

- 2.1 The following report provides accident statistics for January to March 2018 (inclusive). Accident statistics are produced for each quarter and presented to the members of the Health and Safety Committee for information.

3. LINKS TO STRATEGY

- 3.1 The recording and reporting of accidents is in line with the Council's Health and Safety Policy.
- 3.2 The Local Authority under legislation is responsible for the reporting of injuries, diseases and dangerous occurrences to the HSE as well as implementing preventative and protective measures to prevent foreseeable workplace accidents occurring.

4. THE REPORT

- 4.1 The Reporting of Injuries, Diseases and Dangerous Occurrences Regulations (RIDDOR) 2013 require accidents which arise as a result of, or in connection with, work to be categorised as follows and reported to the Health and Safety Executive (HSE):
- Fatal accidents
 - 'Specified injury' (formerly referred to as a 'major injury'), including a fracture, other than to fingers, thumbs and toes; amputation of an arm, hand, finger, thumb, leg, foot or toe; permanent loss or reduction of sight; crush injuries leading to internal organ damage; serious burns (covering more than 10% of the body, or damaging the eyes, respiratory system or other vital organs); scalplings (separation of skin from the head) which require hospital treatment; unconsciousness caused by head injury or asphyxia; and any other injury arising from working in an enclosed space, which leads to hypothermia, heat-induced illness or requires resuscitation or admittance to hospital for more than 24 hours.
 - Accidents which cause an employee to be away from work or unable to perform their normal work duties for more than seven consecutive days (not counting the day of the accident).

- Work-related accidents involving members of the public or people who are not at work (including pupils) if the injured person is taken from the scene of the accident directly to hospital for treatment to that injury.

4.2 The term 'non reportable' accident or incident, refers to any accident or incident that is not included in point 4.1 and therefore is not reportable to the Health and Safety Executive. Most of these accidents result in minor injuries. Accidents in this classification are reported to the Health and Safety Division only if they affect:

- Employees while they are at work.
- Pupils, clients and members of the public who are injured as a result of work activity while they are on Council premises or using the facilities.
- Any persons who are injured as a result of any work activity carried out by or on behalf of the Authority.

4.3 Appendix 1 provides details on all of the accidents for the Authority that have been reported to the Health and Safety Division between January to March 2018. These are categorised by accident type and by type of incident, e.g. non-reportable, over seven days' lost time or restricted duties, and 'specified' (formerly referred to as a 'major') injury.

4.4 Appendix 2 details the RIDDOR-reportable accidents per directorate between January to March 2018, and details those accidents that occurred to members of the public that were reported.

4.5 There was 1 reportable accident in the period January to March 2018 in the Chief Executive's Directorate.

4.6 There were 2 reportable accident in the period January to March 2018 in the Communities Directorate.

4.7 There were no reportable accidents in the period January to March 2018 in the Social Services Directorate.

4.8 There were no reportable accidents in the period January to March 2018 in the Corporate Services Directorate

4.9 Near-miss reporting remains disappointingly low and a plan is being developed to improve this.

4.10 For the purposes of reporting, staff who are working for the Authority via an agency are treated as employees.

4.11 It should be noted that when making comparisons with last years' report there has been a change in the management structure within the Authority, with certain service areas now falling under different Directorates.

5. WELL-BEING OF FUTURE GENERATIONS

5.1 This report contributes to the Well-being Goals as set out in Links to Strategy above. It is consistent with the five ways of working as defined within the sustainable development principle in the Act in that we will seek to prevent accidents and incidents re-occurring. This will assist in safeguarding the health and safety of our employees, residents, service users and visitors and ensure that the Council as a public body and social landlord meets its regulatory duties and corporate objectives.

6. EQUALITIES IMPLICATIONS

6.1 There are no equalities implications.

7. FINANCIAL IMPLICATIONS

7.1 There are no financial implications contained in the report.

8. PERSONNEL IMPLICATIONS

8.1 There are no personnel implications contained in the report.

9. CONSULTATIONS

9.1 All comments from consultees have been included in the report.

10. RECOMMENDATIONS

10.1 That members note the contents of the report.

11. REASONS FOR THE RECOMMENDATIONS

11.1 To keep members informed of the accident statistics on a quarterly basis.

12. STATUTORY POWER

12.1 Not applicable to the content of the report.

Author: Andrew Wigley, Senior Health and Safety Officer, wiglea@caerphilly.gov.uk
Consultees: Christina HARRY, Interim Chief Executive, HARRHC@caerphilly.gov.uk
Lynne Donovan, Head of People Services, donovl@caerphilly.gov.uk
Cllr Gordon, Cabinet Member for Corporate Services, gordocj@caerphilly.gov.uk
Emma Townsend, Acting Senior Health and Safety Manager,
townsej@caerphilly.gov.uk

Appendices:

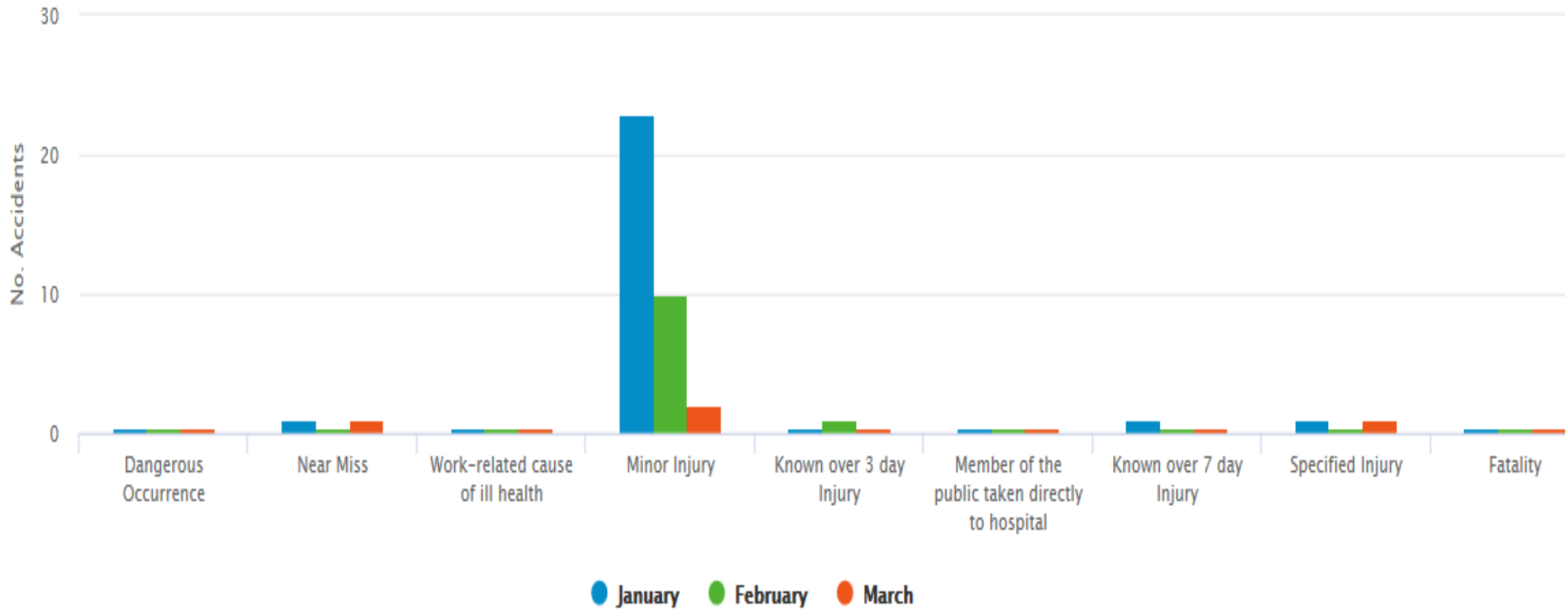
Appendix 1 - All accidents by Type for the Authority between January – March 2018

Appendix 2 - Reportable accidents by Type and Directorate between January – March 2018

Appendix 1 - All accidents by Type for the Authority between January – March 2018

All Accidents by Type for the Authority

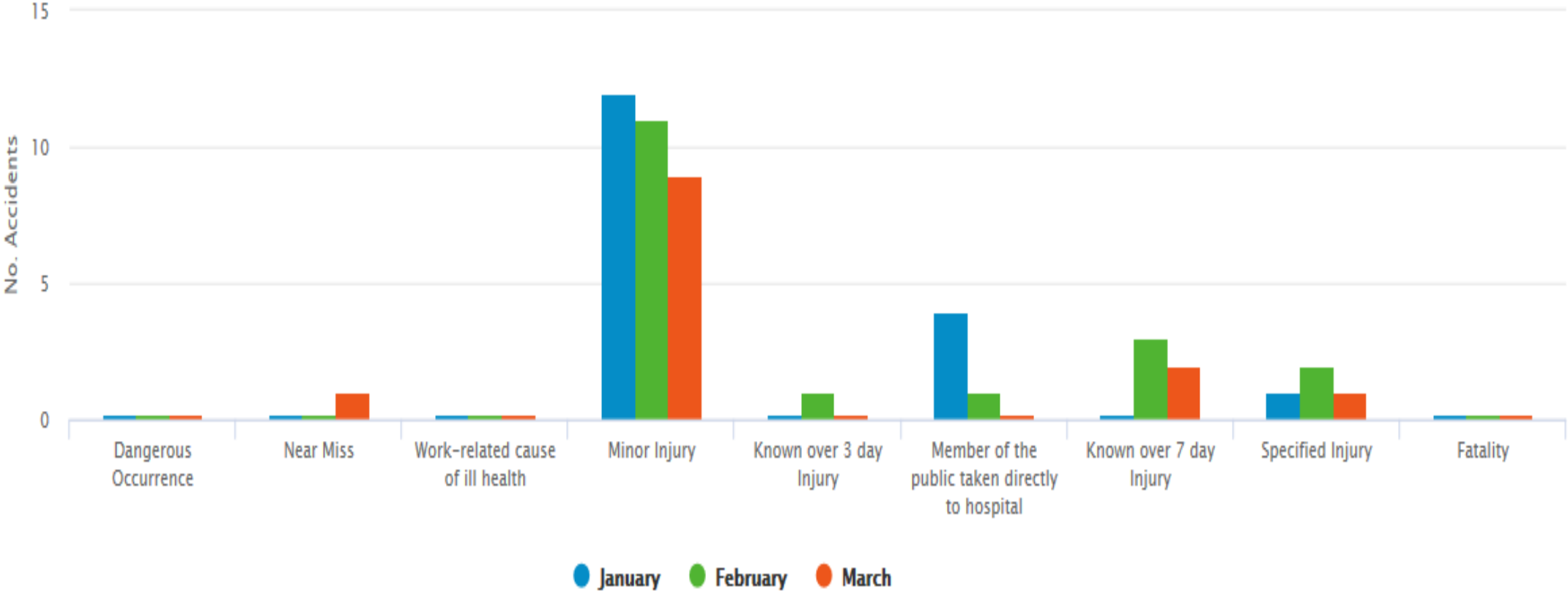
January to March - 2018



All accidents by Type for the Authority between January and March 2017

All Accidents by Type for the Authority

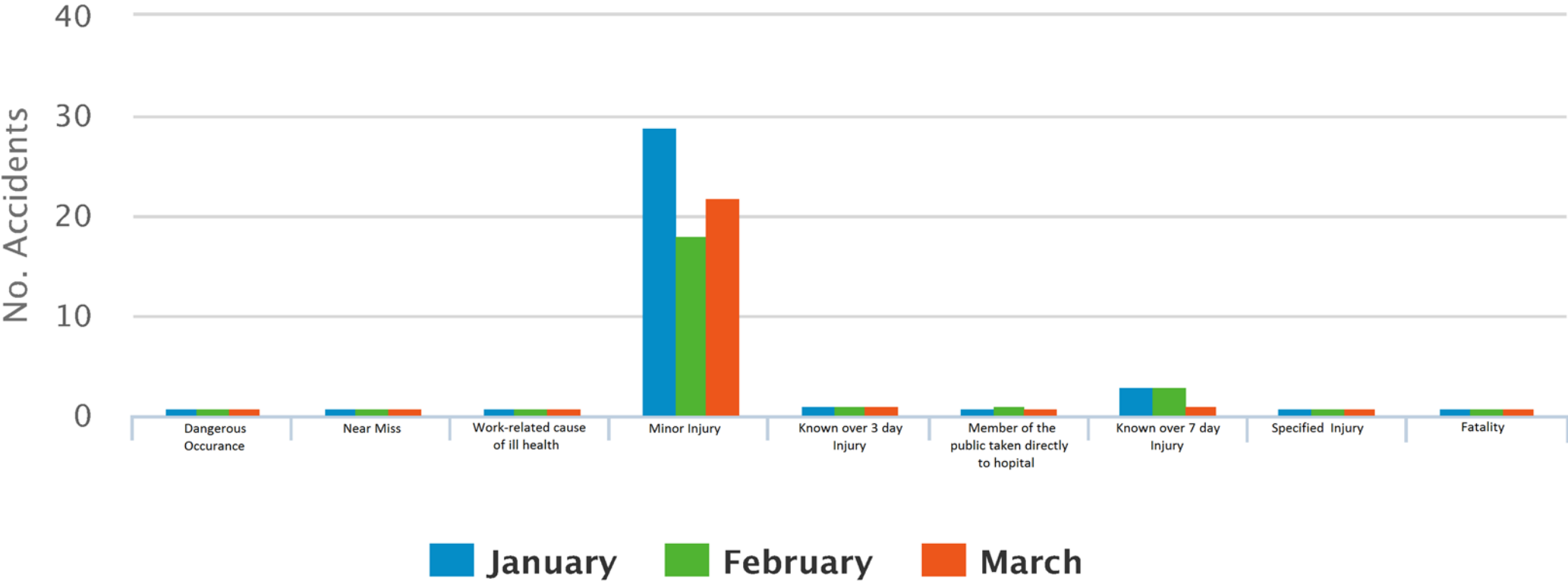
January to March - 2017



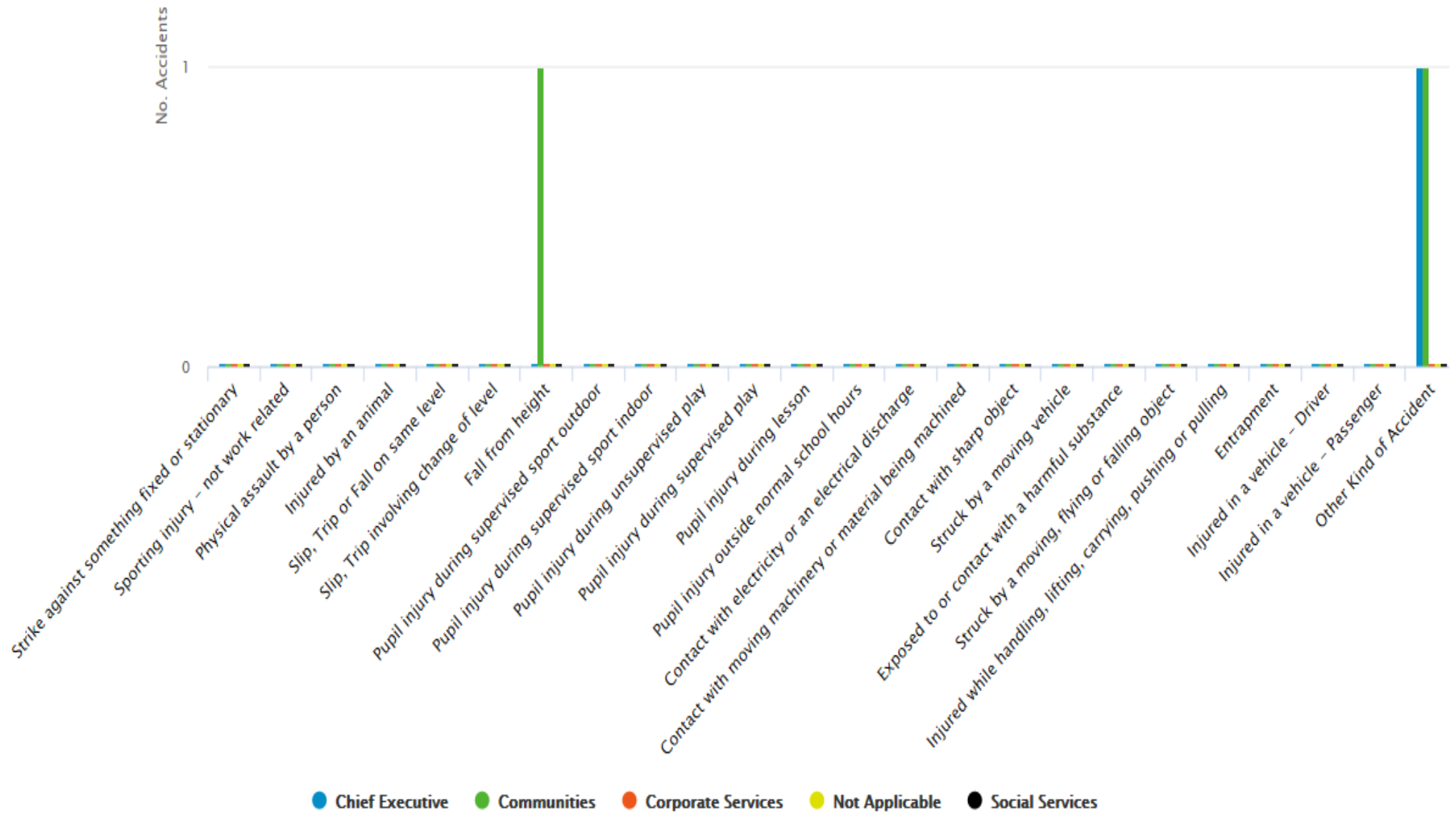
All accidents by Type for the Authority between January and March 2016

All Accidents by Type for the Authority

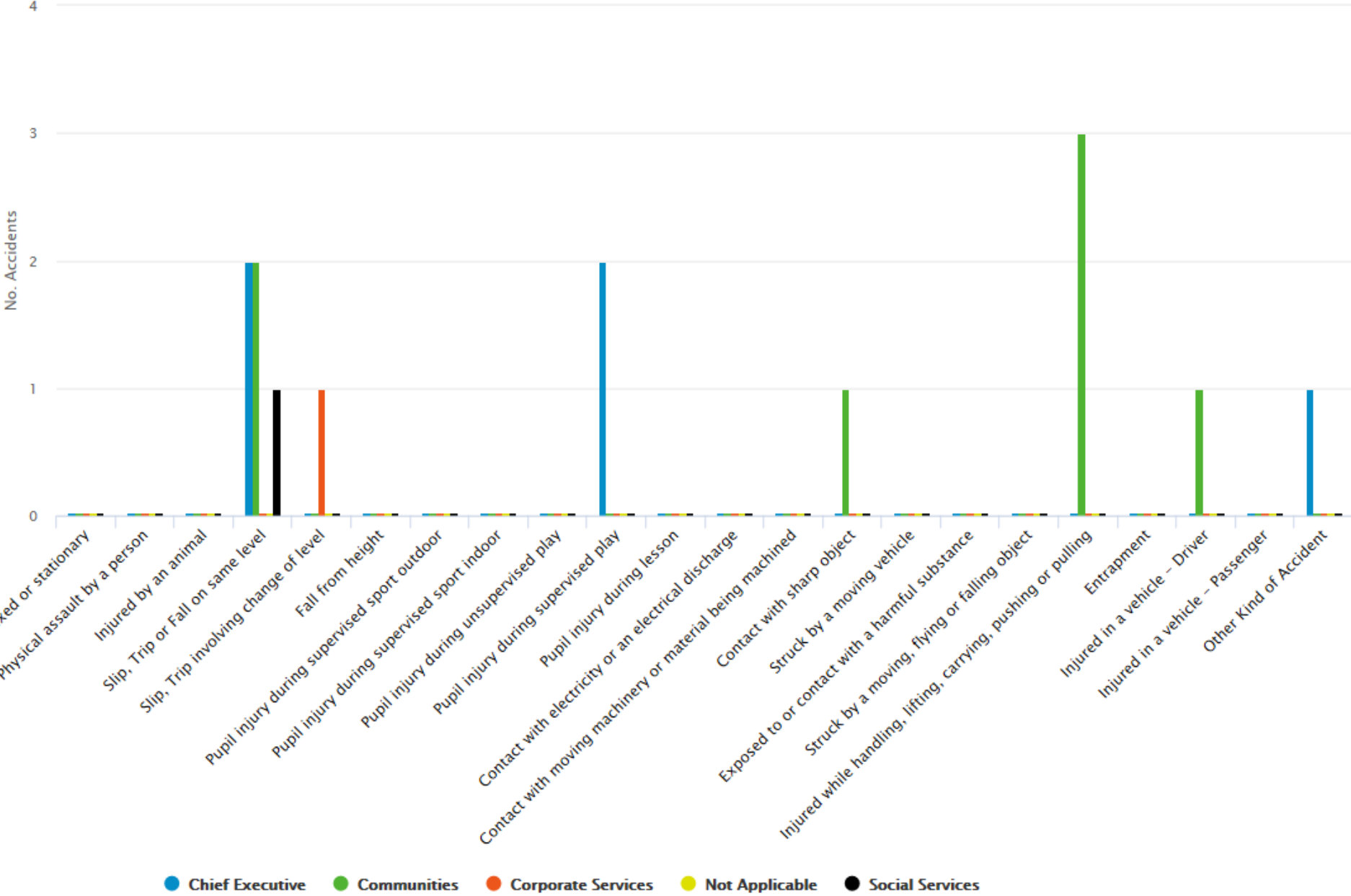
January to March - 2016



Appendix 2 - Reportable accidents by Type and Directorate between January – March 2018



Reportable accidents by Type and Directorate between January – March 2017



Reportable accidents by Type and Directorate between January – March 2016

